


CASTILIA[®] NOVA


PLATTENSYSTEME

Verlegemuster




Castilia[®] nova_VM_01

60/60




Castilia[®] nova_VM_02

60/30



Castilia[®] nova_VM_03

60/60 u. 30/30



Castilia[®] nova_VM_04

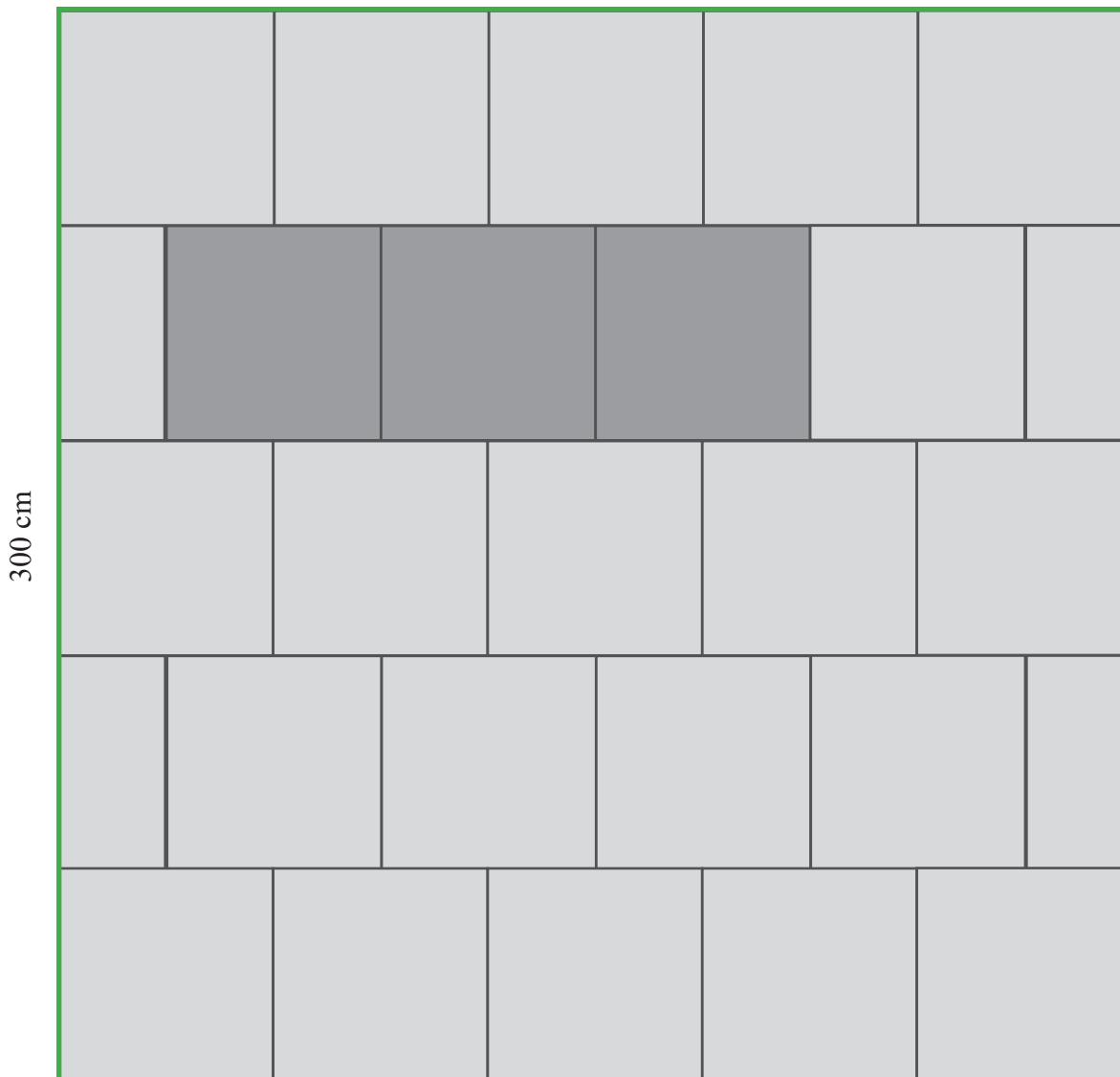
60/60, 60/30 u. 30/30

CASTILIA[®] NOVA

PLATTENSYSTEME

Verlegemuster

300 cm



Castilia[®] nova_VM_01

Steinbedarf:

$$60,0/60,0 = 2,77 \text{ St/m}^2$$

Randabschluss:


$$60/30 = 0,83 \text{ St/lfdm}$$

CASTILIA[®] NOVA

PLATTENSYSTEME

Verlegemuster

300 cm



Castilia[®] nova_VM_02

Steinbedarf:

60,0/30,0 = 5,55 St/m²

Randabschluss:

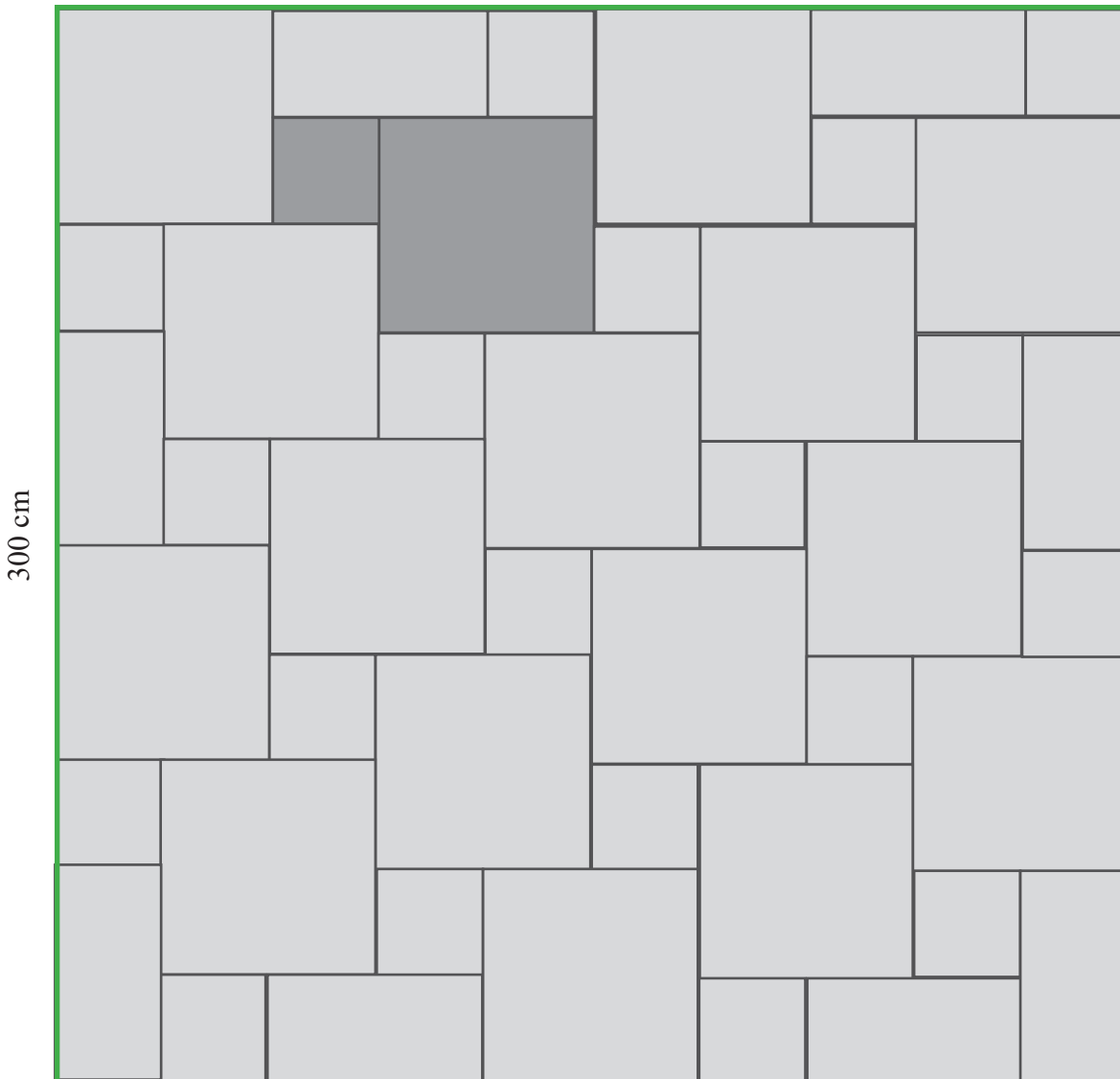
30/30 = 1,67 St/lfdm

CASTILIA[®] NOVA

PLATTENSYSTEME

Verlegemuster

300 cm



Castilia[®] nova_VM_03

Steinbedarf:

60,0/60,0 = 2,15 St/m²

30,0/30,0 = 2,15 St/m²

Randabschluss:

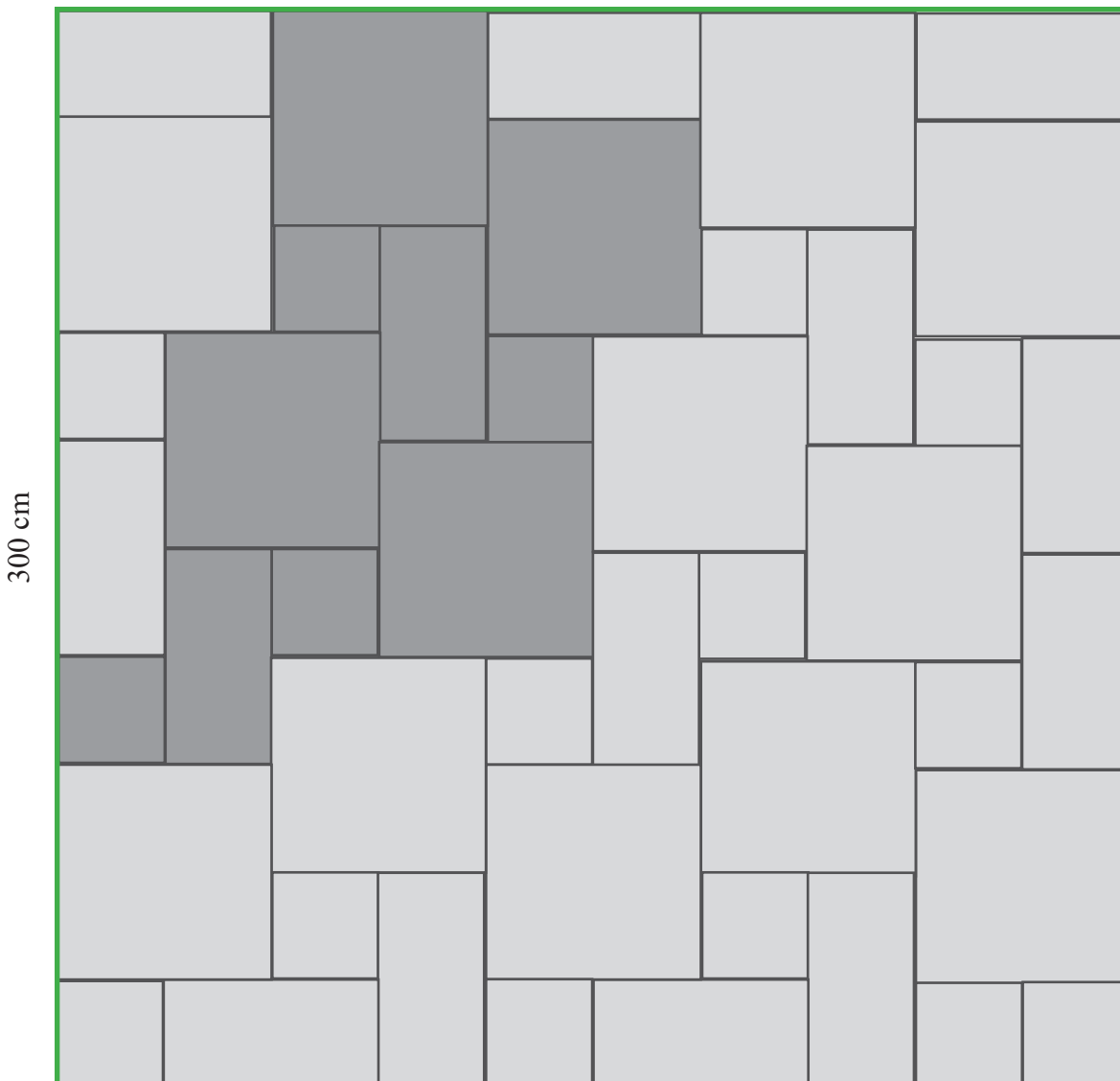
60/30 = 0,83 St/lfdm

CASTILIA[®] NOVA

PLATTENSYSTEME

Verlegemuster

300 cm



Castilia[®] nova_VM_04

Steinbedarf:

$$60,0/60,0 = 1,96 \text{ St/m}^2$$

$$60,0/30,0 = 0,7 \text{ St/m}^2$$

$$30,0/30,0 = 1,5 \text{ St/m}^2$$

Randabschluss:

$$60/30 = 0,72 \text{ St/lfdm}$$